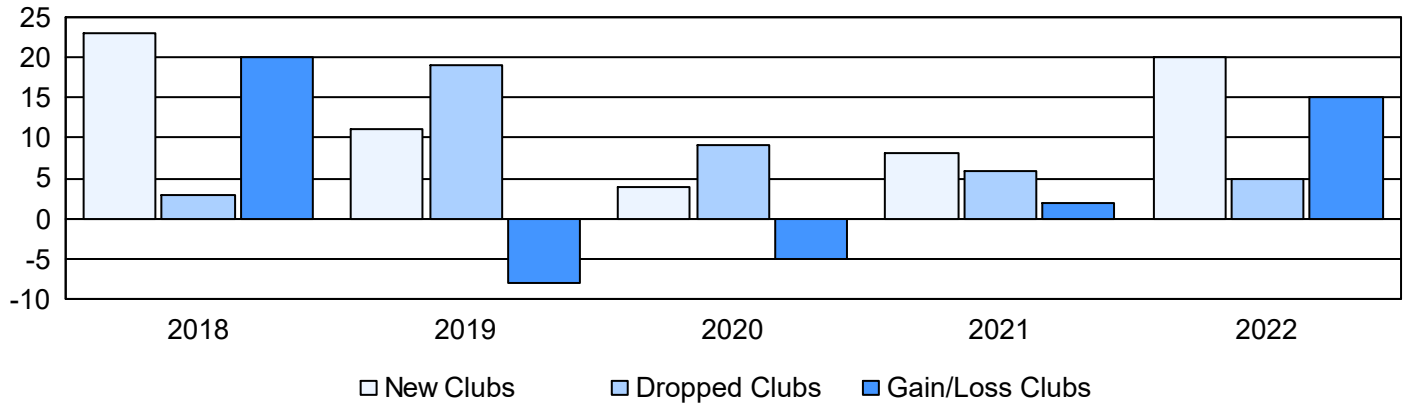
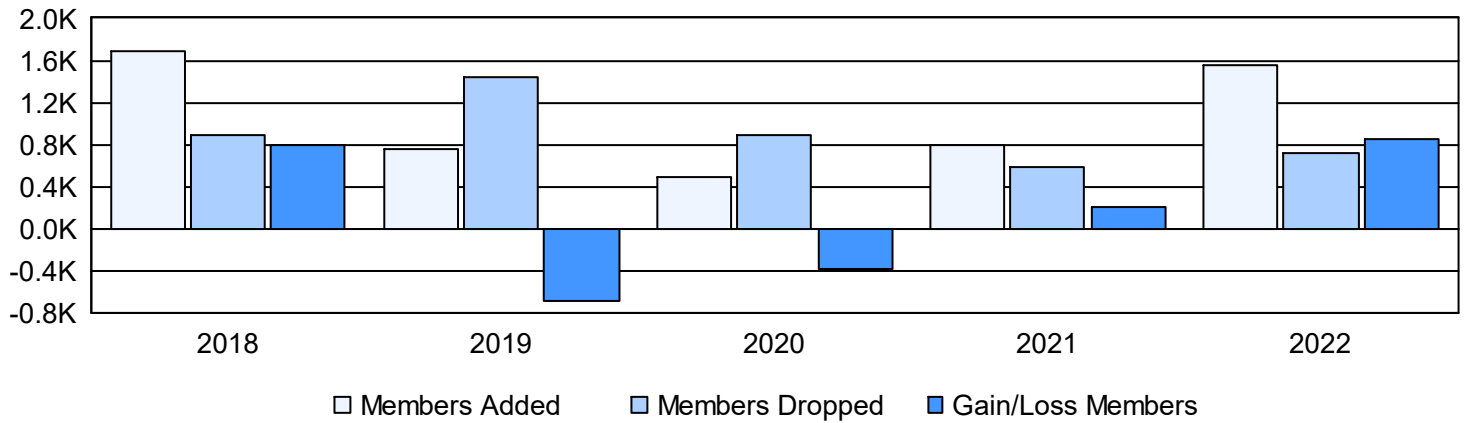


Year	New Clubs	Dropped Clubs	Gain/ Loss Clubs	New Members	Charter Members	Reinstate Members	Transfer Members	Total Member Added	Total Members Dropped	Gain/ Loss Members
2017-2018	23	3	20	1,103	522	42	20	1,687	885	802
2018-2019	11	19	-8	373	268	95	19	755	1,437	-682
2019-2020	4	9	-5	300	116	65	14	495	882	-387
2020-2021	8	6	2	486	236	57	18	797	593	204
2021-2022	20	5	15	982	495	52	26	1,555	714	841
Average	13	8	5	649	327	62	19	1,058	902	156

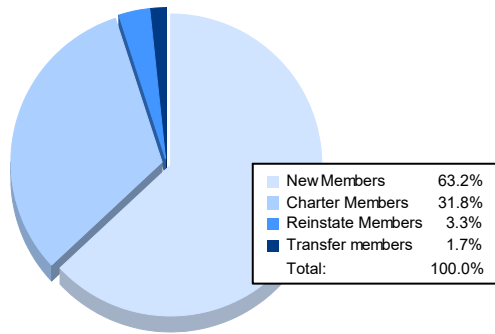
Clubs



Members



Membership Composition June 2022 Cumulative



Gender Composition June 2022 Cumulative

